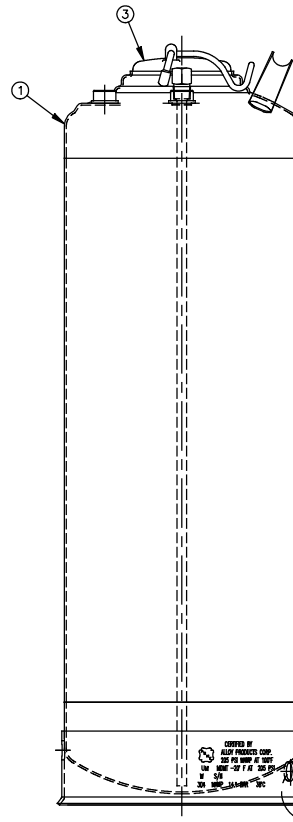
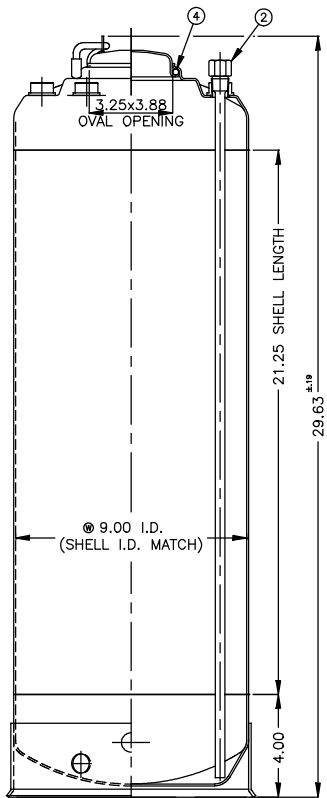
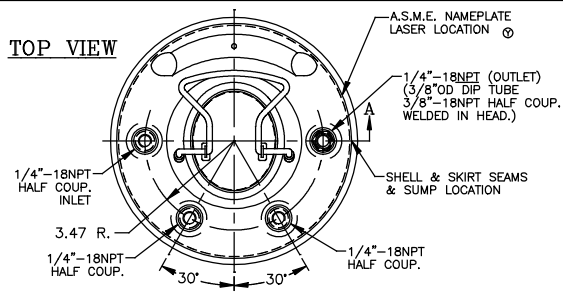


REVISION
8-21-88
08845
1-24-90
09804
1-31-92
010700
5-28-93
010105
11-03-95
012087
4-23-96
012161
7-29-96
012322
5-5-98
013006
5-5-98
012677
5-5-98
012743
6-6-2000
013280
6-6-2000
013332
6-6-2000
013710
6-6-2000
013461
7-12-01
014101
9-28-06
015555
10-24-06
015614
3-26-08
015884
8-21-08
015938
10-10-08
015992
2-12-10
016194
1-11-2013
016694
2-21-2017
017425
1-25-2018
016771
1-25-2018
017692



ITEM	DWG./PART NO.	MATERIAL	QTY.
1	C208-0310-00	SOC 9" TANK WELDMENT	304 1
2	A206-4419-00	DIP TUBE ASSEMBLY	304 1
3	C506-0491-00	CLOSURE LID ASSEMBLY	304 1
4	A100-0100-00	CLOSURE SEAL O-RING	E.P.D.M. 1
	A100-0161-00	WITON T.E.V.	1
	A100-0361-00		
5	A109-0003-00	RUBBER BOOT	EPDM 1

* SEE CURRENT SHOP ORDER FOR O-RING TYPE TO BE USED.

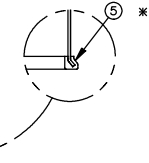
** ITEM 5 IS OPTIONAL. INSTALL DNTD SKIRT WHEN P/N B501-0238-00-X-R IS ORDERED. (X BEING O-RING CHOICE E, F, DR V).

MATERIAL NOTES:

MATERIAL TO BE TYPE 304/316 STAINLESS STEEL.
SHEET/PLATE STOCK PER A.S.M.E. SPEC. SA-240.
BAR STOCK PER A.S.M.E. SPEC. SA-479.
WROUGHT/FORGED STOCK PER A.S.M.E. SPEC. SA-182.
WELDED OR SEAMLESS PIPE PER A.S.M.E. SPEC. SA-312.
TUBING PER A.S.M.E. SPEC. SA-249.

NOTES:

- CONSTRUCTION MEETS LATEST A.S.M.E. "UM" CODE & ADDENDA.
- ALL WELDS TO BE GTAW (OR) AND GMAW.
- MAXIMUM WORKING PRESSURE: 205 P.S.I.G. @ 100°F.
- HYDROSTATIC TEST: 308 P.S.I.G. @
- TANK WILL NOT BE FULLY DRAINABLE WITH THIS OUTLET DESIGN.
- FINISH: WHITE PICKLE.
WELDS ARE AS WELDED.



BT-15 IFT-1 CAL0001	NOTICE THIS DRAWING AND THE DATA SHOWN ARE PROPRIETARY INFORMATION AND SHALL NOT BE USED WITHOUT APPROVAL OF ALLOY PRODUCTS CORP.	DWG. UNITS ARE IN INCHES UNLESS OTHERWISE SPEC'D.	DRAWN JSB	DATE (REDRAWN) 2-11-2010	9" I.D. TANK ASSEMBLY 7 GALLON
		TOLERANCES XXX DECIMALS ±.030 XXX DECIMALS ±.015 ANGLES ±1°	APPR'D RW	PLTD SCALE 1/6	
ALLOY PRODUCTS CORP WAUKESHA, WISCONSIN			DWG. NO. B501-0238-00		304 REV. Y